



2017年iF設計新秀獎_02
參賽報名範例

您好：

歡迎您參加 iF 的競賽活動，iF 目前各項參賽均採用網路報名，
本簡報將引領您完成所有的報名作業。謝謝！

Step 1: 註冊個別參賽帳號

1-1 鍵入 ifworlddesignguide.com 進入 iF 官網首頁。

1-2 點選右側人形圖示，以登錄成為參賽者。此動作是為您自己設立一個 "My iF" 帳號，往後在此個人帳戶您可以參與 iF 相關獎項，並管理參賽作品。此帳戶只需設立一次，無需因不同獎項另行註冊。



DESIGN EXCELLENCE

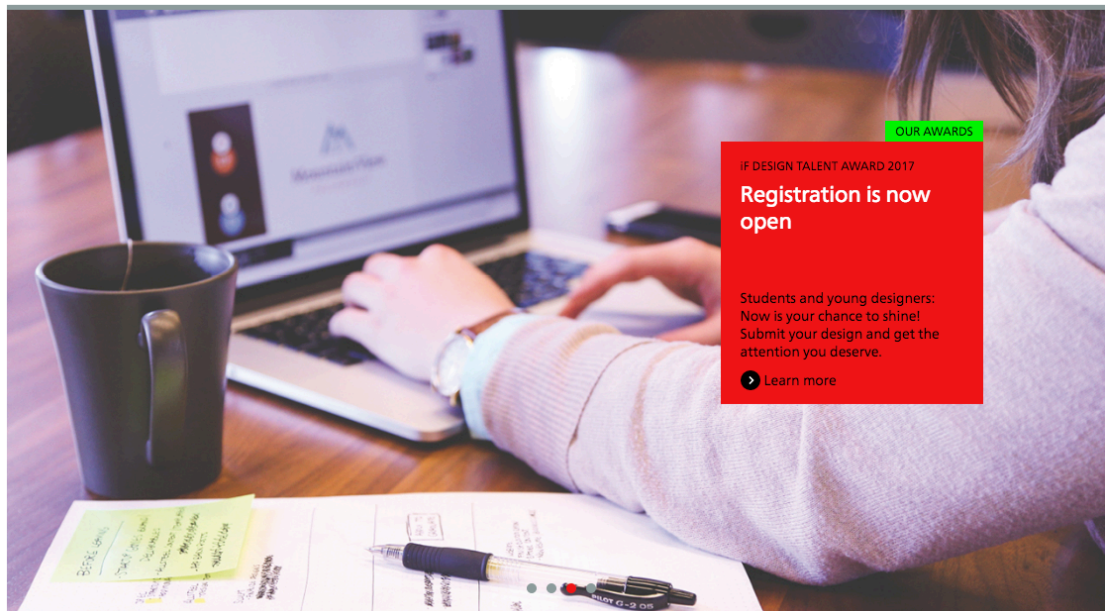
COLLECTIONS

CREATIVES

COMPANIES

OUR AWARDS

PRESS & ABOUT



Step 1: 註冊個別參賽帳號

1-3 如您尚未申請 iF 帳號，請點選

CREATE A NEW ACCOUNT；如已申請

帳號，請以既有的帳號資料來登入“my iF”
即可。



Hello, Guest 

Login


You already have a my iF account?

Login now:

Username:

Password:


Remember me

 LOGIN

[Forgot your password?](#)

You don't have a my iF account?

Participation: [Awards and iF WORLD DESIGN GUIDE](#)

 **CREATE NEW ACCOUNT**

Step 1: 註冊個別參賽帳號

1-4 進入“my iF”後，請填寫個人資料，
所有欄位需以英文填寫。



Hello, Guest 

Create Personal User Account

Fill in your account data

Name: *

Email: *

Password: *

[▶ CREATE ACCOUNT 建立帳號](#)

With a my iF account you can:

- participate in awards
- create your profile in the iF WORLD DESIGN GUIDE

Already have a my iF account?

Go to the [login page](#).

您可以此my iF帳號：

- 參與獎項
- 於iF世界設計指南建立專屬頁面

Step 1: 註冊個別參賽帳號

1-5 進入“my iF”後，點選 ACCOUNT / MY USER ACCOUNT輸入完整帳號資訊。



HOME

AWARD PARTICIPATION ▾

PROFILE ▾

INVOICES ▾

Hello, kim

ACCOUNT ▲

➤ MY USER ACCOUNT

➤ MY ADDRESS BOOK

➤ LOGOUT

Your next steps for award participation

Sign up for an Award

Participate with your entry in one of the following awards. Your entry will be evaluated by an expert jury. Use the Benefits for Winners as a unique marketing instrument.

Awards now open for participation:

All awards

For professionals

For students

Award for professionals



➤ PARTICIPATE

➤ LEARN MORE

Sign up for a Profile

Create your own design profile and publish it in the iF WORLD DESIGN GUIDE. You can edit the contents whenever you like with multimedia, text and pictures.

You don't have a profile by now.

Sign up for a profile now:

Your profile



➤ PARTICIPATE

➤ LEARN MORE



Step 1: 註冊個別參賽帳號

1-5 進入 “my iF” 後，請填寫個人資料，所有欄位需以英文填寫。



HOME

AWARD PARTICIPATION ▼

PROFILE ▼

Hello, kim

INVOICES ▼

ACCOUNT ▼

My User Account



Email & Login data



Contact & Invoice address

Contact address

Company/Name: * 公司英文名

Division: 部門

Salutation: * Please select ... 聯絡人稱謂 (請選擇)

Name: * kim 聯絡人名字 Liu 聯絡人姓氏

Street: * 完整聯絡地址

ZIP/City: * 郵遞區號 City 城市

Country: * Please select ... 國別 (請選擇)

Phone (direct dial): * 電話

Mobile: 行動電話

Fax: 傳真

Internet: http:// 網站

Hint

Your contact address will automatically be used as invoice address.

In case you wish to enter a differing invoice address and/or customer address, you can do this within the appropriate areas below.

提示

您的聯絡地址將自動地被用為發票地址。

如您希望輸入一個不一樣的發票地址與/或客戶地址，您可以在下面適當的區域完成。

請留意發票地址在報名表提交後即無法修改，且適用於整個競賽年度。

Step 1: 註冊個別參賽帳號

1-5 進入 “my iF” 後，請填寫個人資料，所有欄位需以英文填寫。

Invoice recipient	發票收受
<input type="checkbox"/> Differing from your contact address	有別於您的聯絡地址請勾選
Press contact	媒體聯絡
<input type="checkbox"/> Differing from your contact address	有別於您的聯絡地址請勾選
Marketing contact	宣傳聯絡
<input type="checkbox"/> Differing from your contact address	有別於您的聯絡地址請勾選

Looking for recent invoices?

Your recent invoices can be found on **Your invoices.**

 SAVE

完成後，請點選SAVE鍵儲存變更

Step 1: 註冊個別參賽帳號

1-6 點選ACCOUNT / MY ADDRESS BOOK建立學校地址。

The image shows two screenshots of the 'my if' website interface. The top screenshot displays the user account menu, where 'MY ADDRESS BOOK' is highlighted with a blue circle. A red line points from this menu item to the second screenshot. The second screenshot shows the 'My address book' page, where a 'NEW ADDRESS' button is highlighted with a blue circle. The page includes a navigation bar, a header, a main title, a descriptive paragraph, a 'Show:' dropdown menu, a table with columns 'Standard as', 'Company', 'Address', and 'In use', and a footer with copyright and navigation links.

my if

HOME AWARD PARTICIPATION ▾ PROFILE ▾

Hello, kim

INVOICES ▾ ACCOUNT ▾

- > MY USER ACCOUNT
- > MY ADDRESS BOOK
- > LOGOUT

my if

HOME AWARD PARTICIPATION ▾ PROFILE ▾

Hello, kim

INVOICES ▾ ACCOUNT ▾

My address book

Following is an overview of the addresses in your address book. You can select these addresses when registering your entries. Click on the name of a company to update an existing address.

Any changes you make will apply to the use of the address for all relevant entries in current competitions. To change your own address please select the "My user profile" option on this page.

Show: ▾

Standard as	Company	Address	In use

© 2016 IF Design

IF WORLD DESIGN GUIDE IMPRINT TERMS & CONDITIONS

Step 1: 註冊個別參賽帳號

1-6 點選ACCOUNT / MY ADDRESS
BOOK建立學校地址。

New address

Fields marked with an asterisk (*) are mandatory.

Address

Company*

Division

Salutation: 聯絡人稱謂 (請選擇)

First name

Last name

Street*

ZIP*

City*

Country:* 國別 (請選擇)

Phone*
e.g. +49 511 8932401

Fax
e.g. +49 511 8932401

Email

Internet

Options

Standard address for:

- Not selected
- Manufacturer
- Designer
- University

SAVE

Usage

This address is being used for entries in the following current competitions:

- None

Hint

Use the "Standard address" option to have the corresponding fields automatically filled in for new registrations.

提示

您可於下拉式選單指定該地址之性質(製造商、設計公司或大學)，往後系統將自動帶入該地址於您新增的參賽作品信息。

Step 1: 註冊個別參賽帳號

1-6 進入“my iF”後，請填寫個人資料，每一欄位請使用英文填寫。

INVOICE RECIPIENT	
<input type="checkbox"/>	Differing from your contact address
PRESS CONTACT	
<input type="checkbox"/>	Differing from your contact address
MARKETING CONTACT	
<input type="checkbox"/>	Differing from your contact address
ACCESS DATA	登入帳號資料
Username:	<input type="text" value="帳號 (這個是您日後登入的帳號)"/>
Password:	<input type="password" value="密碼"/>
Repeat password:	<input type="password" value="再次鍵入密碼"/>
 CREATE ACCOUNT	

發票收受

有別於您的聯絡地址請勾選

媒體聯絡

有別於您的聯絡地址請勾選

宣傳聯絡

有別於您的聯絡地址請勾選

HINT

After creating your user account, you can use this login data, to login into my iF and submit your entries and create your profile.

提示

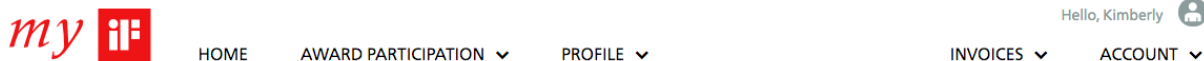
您完成使用者訊息的填寫後，即可以這帳號與密碼進入“my iF”報名參賽。

完成後，請點選CREATE ACCOUNT 鍵

Step 2: 報名參賽

2-1 註冊取得個別“my iF”帳戶後，進入右側畫面，點選 **For students**，即可看到目前開放可供學生參賽的獎項。

2-2 找到 iF DESIGN TALENT AWARD 2017後點選 **Participate** 即可填寫報名表；如欲取得該獎項更多訊息請點選 **LEARN MORE**。



Welcome, Kimberly

You are logged in as Kimberly Liu | kimberly.liu@ifdesign.tw | iF DESIGN ASIA Ltd.

Your next steps for award participation

Sign up for an Award

Participate with your entry in one of the following awards. Your entry will be evaluated by an expert jury. Use the Benefits for Winners as an unique marketing instrument.


Awards now open for participation:

All awards

For professionals

For students

Award for students



DESIGN
TALENT AWARD
2017

Edition 02

PARTICIPATE

LEARN MORE

Your profile

Your profile "iF DESIGN ASIA Ltd."

CONFIGURE

SHOW PROFILE

Publish your Public Value Project (free of charge)

Publish your public value project free of charge. Later you can simply decide to participate in the iF PUBLIC VALUE AWARD.

PUBLISH YOUR PROJECT



Step 2: 報名參賽

2-3 點選 **Participate** 登記報名，即可填寫
參賽作品基本訊息並遞交報名表。

作品資料

您的參賽作品一開始將以「草稿」形式儲存於my iF。
一旦您輸入及上傳所有必備資訊，您就可以繳交最終的報名表。

您可於現在儲存圖片、敘述內文、學校地址、學生證及作品海報等參賽信息。但請注意，惟有提供完整信息，參賽作品才得以進入評選。



HOME

AWARD PARTICIPATION ▾

PROFILE ▾

Hello, Kimberly

INVOICES ▾

ACCOUNT ▾

My entry for the iF DESIGN TALENT AWARD _02 2017

Entry data 作品資料

Entry name: * 作品名 (25個英文字母為限)

e.g. RC1, max. 25 characters

Fields marked with an asterisk (*) are mandatory. 打星號欄位必填

Type of entry 作品類型

English: * 英文

Topic 主題

Topic: *

Info

Your entry will initially be saved in my iF as "draft".
Once you have entered and uploaded all the necessary data and information, you can submit your final registration.

You can save images, text, university address, study ID and presentation poster now. Please note that the entry qualifies for admittance to the jury only with complete data.

Info

Please enter here the type of entry eg. Bicycle (Products and Applications), Lighting concepts for public spaces (Project), Website (Communication and Services)

作品類型

請在此提供作品類型描述，如自行車（產品或應用）、公共空間的照明概念（項目）、網頁（傳達與服務）。

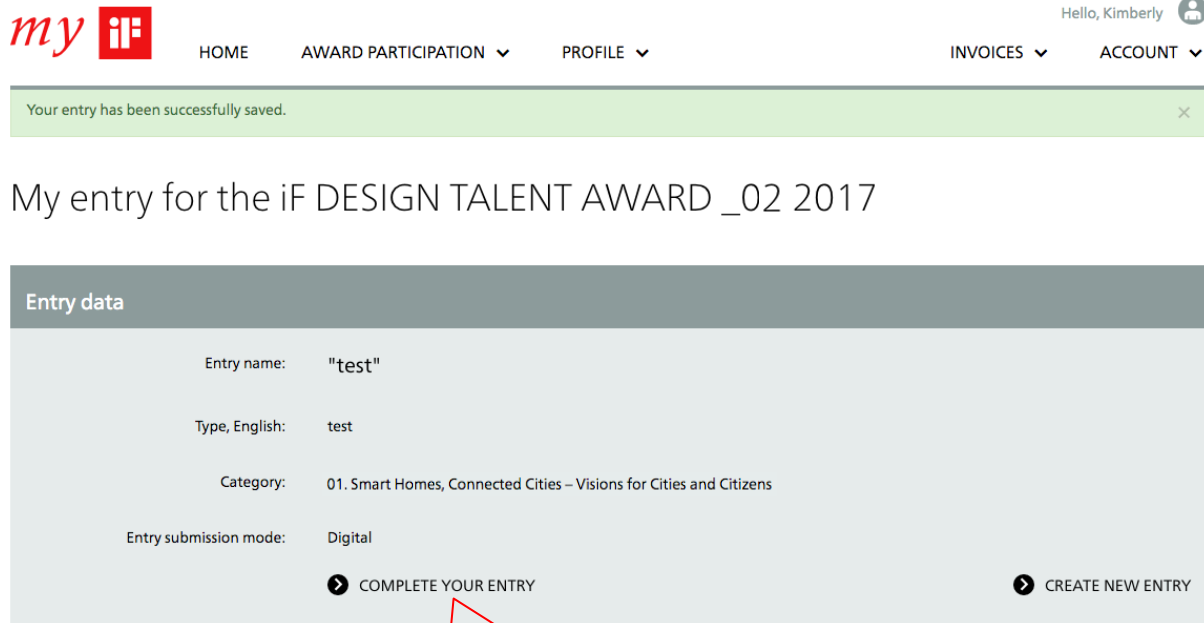


▶ SAVE AND PROCEED

儲存並進行下一步

Step 2: 報名參賽

2-4 儲存基本訊息後，系統將於螢幕上顯示參賽作品之相關訊息。敬請於報名截止日**2017年6月20日**前提供其他所需資訊，包含英文敘述內文、1-2張作品圖片、學生證、作品海報及地址訊息 (大學地址)。



The screenshot shows the user interface of the my iF website. At the top, there is a navigation bar with the my iF logo, links for HOME, AWARD PARTICIPATION, and PROFILE, and a user profile for Kimberly. A green notification bar at the top states "Your entry has been successfully saved." Below this, the page title is "My entry for the iF DESIGN TALENT AWARD _02 2017". The main content area is titled "Entry data" and displays the following information:

Entry name:	"test"
Type, English:	test
Category:	01. Smart Homes, Connected Cities – Visions for Cities and Citizens
Entry submission mode:	Digital

At the bottom of the entry data section, there are two buttons: "COMPLETE YOUR ENTRY" and "CREATE NEW ENTRY". A red arrow points from the "COMPLETE YOUR ENTRY" button to a red-bordered box containing instructions in Chinese.

如欲編輯此參賽作品，請點選 **COMPLETE YOUR ENTRY**

如欲繼續報名其他作品，請點選 **CREATE NEW ENTRY**，並重複前述步驟

Step 3: 編輯作品訊息

3-1 點選 **COMPLETE YOUR ENTRY**，即可繼續編輯您的參賽作品訊息，包括 Image data、Address data 以及 Additional media。

test [325-221644]

Your entry is not registered yet.
▶ REGISTER NOW

✔ Basic data ✖ Images ✖ Address data ✖ Additional Media

(*) required.

Entry data

Name of entry: *
e.g. RC1, max. 25 characters

Topic: * ▼

Type of entry

English: *

Entry status

Submitted on: Your entry is not registered yet. 參賽作品狀態
提交日期：您的作品尚未提交

Info

Please enter here the type of entry
eg. Bicycle (Products and Applications), Lighting
concepts for public spaces (Project), Website
(Communication and Services).

▶ NEXT

Step 3: 編輯作品訊息

3-2 點選下方「選擇檔案」，選取欲上傳的圖片，按下“UPLOAD IMAGE”，數分鐘後圖片將顯示於Image 1區塊。若要更換圖片，請點選圖片右上方叉叉，刪除原有圖片後再上傳更新圖片。

新圖檔案

圖片大小：邊長不小於1536畫素，最大不超過15百萬畫素
長寬比例：橫式，4:3
檔案大小：不超過5MB
圖片格式：JPG檔
色彩格式：RGB

檔名：Entry ID_作品名稱_圖像編碼，例如323-2-22222_bicycle_1

上傳圖片將依不同展示目的進行調整，然長寬比不會受到影響。

Basic data Images Address data Additional Media

(*) required.

Images

Image 1 * Non uploaded	Image 2 Non uploaded
---------------------------	-------------------------

New Image File

New image file:

未選擇任何檔案

Info

The images are used for:

- IF WORLD DESIGN GUIDE

Evaluation of entries

- Admission to the award
- Additional information for the jurors

Presentation of award-winning entries

- IF WORLD DESIGN GUIDE
- IF press releases
- IF design exhibition Hamburg
- IF design app

Info

Image size: 1536 pixels min. edge length
max. 15 megapixel
Aspect ratio: Landscape, 4:3
File size: max. 5 MB
File format: JPG
Color mode: RGB

Naming:
Entry-ID, name of entry_No. of picture e.g.
323-2-22222_bicycle_1

The uploaded images will be converted for the different display purposes. Aspect ratio will not be touched.

圖片

圖片將用於：

- iF世界設計指南
參賽作品之評選
- 獲准參賽
- 評審決策之參考

獲獎作品展示

- iF世界設計指南
- iF新聞稿
- iF漢堡設計展
- iF design app

Step 3: 編輯作品訊息

3-3 於Address data下方選單選擇就讀大學地址信息後，點選Assign as university address。如為團隊共同設計之作品，請點選Change輸入其他團隊成員信息。

大學

對於獲獎作品：“Responsible Designers”欄位提供的人名與學校將刊登在iF世界設計指南以及iF design app中。

Basic data Images Address data Additional Media

Addresses from your my iF addressbook

Select address

Please select ...

ASSIGN AS UNIVERSITY ADDRESS

University

iF DESIGN ASIA Ltd.
Taipei
Taiwan

Responsible Designers:

CHANGE

Info

In your my iF addressbook you can alter existing addresses and add new addresses.

my iF addressbook 的地址

您可以在“my iF addressbook”中更改既存的地址以及增加新的地址。

University

Address selection:
iF DESIGN ASIA Ltd. | Taipei, Taiwan

...or: Add new Address

iF DESIGN ASIA Ltd.
Taipei, Taiwan

Responsible Student 1

Name *

University: *

Responsible Student 2

Name

University:

Responsible Student 3

Name

University:

Responsible Student 4

Name

University:

SAVE CANCEL

Step 3: 編輯作品訊息

3-4 請於Additional Media 提供英文作品介紹、學生證、PDF海報，也可以額外提供指導老師信息與影片連結。

作品敘述

說明文字將用於：

- iF世界設計指南
- 參賽作品之評選
- 獲准參賽
- 評審決策之參考

獲獎作品展示

- iF世界設計指南
- iF design app
- iF新聞稿

學習證明

學生證、註冊證明或畢業不超過2年的證明文件。

格式：僅接受PDF或JPG檔

PDF – 參賽作品海報

此海報為評審決策之基礎。

海報不得超過兩張，我們僅接受PDF檔！

檔案大小：最大不超過5MB

- ✔ Basic data ✘ Images ✔ Address data ✘ Additional Media

(*) required.

Entry description

English *

請在此解說您的參賽作品的用途？解決了什麼問題？為使用者帶來什麼好處？評審為何需讓它得獎？與其他類似作品相比，其獨到之處為何？

字元限制為650字元 (包含標點符號及空格)

Max. 650 characters, used: 0 / 650

Certification of study

Data: *

未選擇任何檔案

Presentation Poster

Presentation poster: *

未選擇任何檔案

Info

The text is used for:

- iF WORLD DESIGN GUIDE
- Evaluation of your entry
- Admission to the award
- Additional information for the jurors
- Presentation of award-winning entries
- iF WORLD DESIGN GUIDE
- iF design app
- iF design exhibition Hamburg
- iF press releases

Info

Certification of study: evidence of student or enrolment status or the evidence that your graduation is no longer than two years ago.

Format: only PDF or JPG

Info

The poster is the foundation for the jury decision.

Posters are not allowed to have more than two pages!

Only PDF format will be accepted!

File size: max. 5 MB each poster

Step 3: 編輯作品訊息

3-4 請於Entry media 提供英文作品介紹、學生證、PDF海報，也可以額外提供指導老師信息與影片連結。

主管/指導教授姓名 (非必填)

在此提供指導老師職稱、姓名、科系部門。

影片連結

您可以上載影片提供至網頁、Youtube 或 Vimeo 的連結。

NAME OF SUPERVISOR/PROFESSOR IF APPLICABLE

Info

Title, first and last name, Department

Video

Video-URL

Please sel...



Release for exhibition (in case of entry being awarded)

在此打勾表示若作品獲獎，您同意在展覽上播放該影片

Info

You can upload a link to a website, YouTube or vimeo.

SAVE MEDIA

Step 4: 送出報名表

4-1 若參賽訊息皆已填寫完畢 (四個綠色勾勾亮起) · **REGISTER NOW** 鍵也會轉紅 · 請點選此鍵以進入提交報名之預覽畫面。

test [325-221644]

Your entry is not registered yet.

[REGISTER NOW](#)

✓ Basic data ✓ Images ✓ Address data ✓ Additional Media

(*) required.

Entry description

English *

TEST

Max. 650 characters, used: 0 / 650

Info

The text is used for:

- IF WORLD DESIGN GUIDE

Evaluation of your entry

- Admission to the award
- Additional information for the jurors

Presentation of award-winning entries

- IF WORLD DESIGN GUIDE
- IF design app
- IF design exhibition Hamburg
- IF press releases

Step 4: 送出報名表

4-2 敬請確認參賽資訊是否正確，並詳閱參賽條款，勾選方塊表示同意後，即可送出報名表。

My entry for the iF DESIGN TALENT AWARD _02 2017

Entry data	
Entry name:	"test"
Type, English:	test
Description for the jury, English:	TEST
Category:	01. Smart Homes, Connected Cities – Visions for Cities and Citizens
Image 1	<input type="text" value="test"/>

Register now

I hereby acknowledge the [Terms of Participation of the iF DESIGN TALENT AWARD _02 2017](#) and the [General Terms and Conditions](#). *

* 我同意2017年iF設計新秀獎_02的參賽條款與一般性條款與條件。 [EDIT ENTRY](#)

[提交報名表](#)

Step 4: 送出報名表

4-3 您將收到與此頁面內容一致之電子確認信函，內含一組Entry-ID 325-xxxxxx (參賽作品編號)。

My entry for the iF DESIGN TALENT AWARD _02 2017

Dear Ms. Tobie Lee,

Thank you very much for the registration of your entry for the iF DESIGN TALENT AWARD 2017_02!

You registered your test under the topic 01. Smart Homes, Connected Cities – Visions for Cities and Citizens

For your entry to be admitted to the jury, please note:

- All entries have to be related to the requested topic.

- The registration form has to be complete and contain all the necessary information. Placeholders (e.g. "Text will follow" or "xxx") in your description text or images are not allowed!

- The name and the type of your entry as well as the description text are very important during the jury process and for your presentation in the iF WORLD DESIGN GUIDE. Take care that the texts are clear and the intent of the text has been correctly translated. Do not use an online translation tool for translation - the meaning of your text will not be translated correctly. If you need help with the translation of your text, we suggest asking your professors, teachers or friends for help.

PLEASE MIND:

We will check the entry regarding completeness and thematic correctness. This will take some time. You will receive a confirmation whether your entry has been admitted to the jury soon.

Note: Your concept test has been issued **the Entry-ID: 325-221644**. Please refer to this Entry-ID whenever you contact us!

We wish you a lot of success!

Petra Kerker
P. +49.89. 547279 35
petra.kerker@ifdesign.de

Tiziana Flavia Mazzara
P. +49.511. 54224217
tiziana.mazzara@ifdesign.de

感謝您報名參加2017年iF設計新秀獎_02，我們在此確認：

您的作品 (作品名稱) 報名在主題：xx

為了讓您的作品順利進入評選，請留意：

- 作品內容需與徵賽主題相關
- 參賽信息必須完整，在說明文字以及圖片資訊欄位提供假字 (例如：內文稍後補上或xxx等)是不被允許的！
- 作品名稱、作品類型和說明文字在評選過程中，以及作品在iF線上展覽與iF design app的呈現都是至關重要的，請留意說明文字是否清楚易懂，內容翻譯是否正確。切勿使用翻譯軟體，因為您的內容將被扭曲！
- 您如不確定說明文字翻譯是否正確，請向您的指導教授、老師或朋友尋求協助。

請留意：

我們將一一審核參賽作品是否完整，以及是否報名在適當主題下，這會需要一些作業時間。我們將於接下來幾天與您確認作品能否進入評選。

您的Entry-ID為325-xxxxxx，與我們聯繫時，請務必附上這組Entry-ID！

Step 5: 追蹤您的參賽作品

5-1 您可以在“my iF”裡選擇**AWARD PARTICIPATION / ENTRY OVERVIEW**

· 查看並追蹤參賽作品訊息 · 點選

ENTRY DETAILS 即可更新作品敘述及上傳圖片。

my iF

HOME AWARD PARTICIPATION ▲ PROFILE ▼

Hello, Kimberly

INVOICES ▼ ACCOUNT ▼

My participations

- ▶ ENTRY OVERVIEW
- ▶ HISTORICAL ENTRIES

Entry overview

Show: All entries ▼

iF DESIGN TALENT AWARD _02 2017 (Open for registration)

Status	Entry ID ▲	Entry	Next steps
	325-221644	test test 01. Smart Homes, Connected Cities – Visions for Cities and Citizens	ENTRY DETAILS Info: Approval for jury in progress 審核中

NEW ENTRY

我們期待您的參賽，並預祝 您的優秀概念設計成功獲獎！
如果對報名作業仍有任何疑問，請洽：

劉芝均小姐 | 董晏廷小姐
kimberly.liu@ifdesign.tw
amber.tung@ifdesign.tw

iF DESIGN ASIA Ltd.
藝符設計有限公司
No. 133, GuangFu South Rd. Taipei 110, Taiwan
臺北市110光復南路133號
P. +886.2.27667007
F. +886.2.27678007